


Unilever Consumer Care Limited's Virtual AGM System Manual



Online AGM & e-voting system with this simple step for Shareholder:



Supported Browser: Latest version of


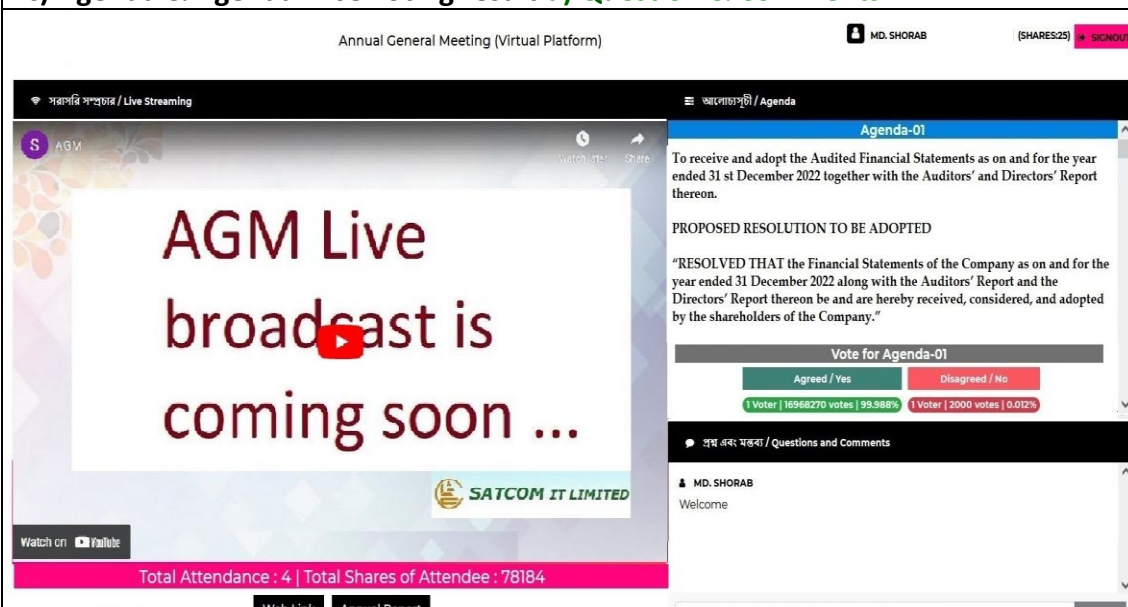
Google Chrome , Microsoft Edge , Opera , Safari , Mozilla Firefox 

Supported Device: Laptop, Desktop, Tab, Mobile (android/ iPhone)

	Log in to the link-
	https://unilevercl.bdvirtualagm.com

	Log on Interface	
	Before Activation	After Activation
	<p>52nd AGM will be held on 15th May 2025 (Thursday) at 11:00 A.M.</p> <p>Login process activation on 14th May 2025 (Wednesday) within 10.00 A.M.</p>	

	<p>Login screen:</p> <p>a) Type 16 digit BO number or Folio number*</p> <p>b) Click Next button then</p> <p>c) Type Share Number (as on record date)*</p> <p>d) Click Login button</p>	
---	--	---

	<p>Shareholders can see:</p> <p>a) Live Streaming, b) Total attendance (Number of Shareholders with Total Shares), c) Agenda & Agenda wise voting result d) Question & Comments.</p>
	


Step - 5

Shareholders can do:
 Shareholders can vote (**Yes / No**) for any Agenda
 Click on **Green Button For Favor** or
 Click on **Red Button For Against**



Step - 6

Shareholders can do:
 Shareholder can submit Question or Comments.
Type your Question or Comments (English or Bangla) then click **Submit** Button.



Step - 7

Shareholders can download:
On login screen- Annual Report, Notice, User Manual & can see company's web site

Web Link
Annual Report
Notice download
User Manual

On live streaming screen - Annual Report & can see company's web site

Web Link
Annual Report

Step - 8

Shareholders can Signout:
 Shareholder can **Signout** the AGM & e-voting system

